

# John Young ES

Media Center Collection Development Plan  
2023-24

*Dr. A. Betsy Santana*

---

Dr. Betsy Santana  
Principal

*Katie Lopas*

---

Katie Lopas  
Certified Educational Media Specialist

---

# Table of Contents

---

<b>Table of Contents</b>	<b>2</b>
<b>Executive Summary</b>	<b>3</b>
District Strategic Plan 2025	3
School Collection Development Plan	3
<b>School Assessment Analysis</b>	<b>4</b>
<b>Collection Analysis</b>	<b>5</b>
<b>Collection Analysis by Category</b>	<b>6</b>
Notes	6
<b>Representation Analysis</b>	<b>8</b>
Results	8
<b>Strategic Focus</b>	<b>8</b>
<b>Budget and Purchasing Plan</b>	<b>9</b>
Annual Budget 2023-2024	10
Purchasing Plan 2023-2024	10
<b>Year-to-Year Collection Change</b>	<b>11</b>

# Executive Summary

---

## ***District Strategic Plan 2025***

Orange County Public Schools is the eighth-largest school district in the United States and the fourth largest in Florida. The district serves more than 206,000 students at 202 schools and is one of the largest employers in Central Florida with more than 25,000 team members.

**Vision:** To ensure every student has a promising and successful future.

**Mission:** With the support of families and the community, we create enriching and diverse pathways to lead our students to success.

## ***School Collection Development Plan***

John Young ES serves 648 students enrolled in grades Kindergarten through fifth. The student population's ethnicity is 60% Hispanic and 40% Non-Hispanic students. Additionally, we serve a diverse population made up of 68% White, 14% Black, 0% Native, 11% Asian, 1% Pacific, and 5% Multicultural students.

The administration includes Principal Dr. Betsy Santana and Assistant Principal Mrs. Tyisha Speights. John Young ES is proud to offer the many special programs which provide students with opportunities. These include Sunshine State Young Readers Award, Accelerated Reader, Fifth Grade Book Club, Battle of the Books Club, Chess Club, Safety Patrols, Gifted Program, Latino's In Action, PreK, ASD, Music Club.

A thorough analysis of the current media center collection at John Young ES indicates that the average age of the collection is 2011 and the number of books per student is 18. The [American Association for School Libraries](#) has established a criteria for highly effective media centers that includes a ratio of 15-20 books available per student in the collection.

At this time, John Young ES does not meet the recommended standards for the number of books per student.

The analysis of the collection also revealed the following areas of strengths and concerns:

- Students in Third Grade improved on the state achievement tests by 5 percentage points; however, are still only performing at 53%.
- Students in Fourth & Fifth Grade declined on the state achievement tests in reading and mathematics.
- Students in Fifth Grade declined on the state achievement test.

- Priority will be given to purchasing Easy & Fiction as they are the most circulated books in the collection and are below the acceptable average age of collection. Consideration should be given to titles by Hispanic authors and characters to reflect our school population as well as patron requests. Other titles to priorities would be Religions, Social Science and Languages.
- Priority Weeding will focus on the OCPS Catalog Project expectations as well as aged titles in fiction and/or nonfiction.
- The average age of the collection is too old due to neglected weeding of book sets with aged titles. When weeding is completed, the average age of the collection will greatly improve.
- In addition to the physical media center collection, the district provides almost 5,000 eBooks, audiobooks and digital magazines.

## School Assessment Analysis

The school analysis provides an overview of the school's assessment data for the previous two school years.

Proficiency Data							
Assessment	2021-22	Assessment	2022-23	Assessment	2021-22	Assessment	2022-23
		<b>Star Early Literacy Proficiency</b>	49%				
		<b>Star Reading Proficiency</b>	46%				
						<b>Star Math Proficiency</b>	56%
<b>FSA ELA Grade 3</b>	48%	<b>FAST ELA Proficiency Grade 3</b>	53%	<b>FSA Math Grade 3</b>	46%	<b>FAST Math Proficiency Grade 3</b>	62%
<b>FSA ELA Grade 4</b>	64%	<b>FAST ELA Proficiency Grade 4</b>	56%	<b>FSA Math Grade 4</b>	73%	<b>FAST Math Proficiency Grade 4</b>	60%
<b>FSA ELA Grade 5</b>	64%	<b>FAST ELA Proficiency Grade 5</b>	61%	<b>FSA Math Grade 5</b>	58%	<b>FAST Math Proficiency Grade 5</b>	50%
<b>NGSSS Sci 5 EOC</b>	67%	<b>NGSSS Sci 5 EOC</b>	62%				

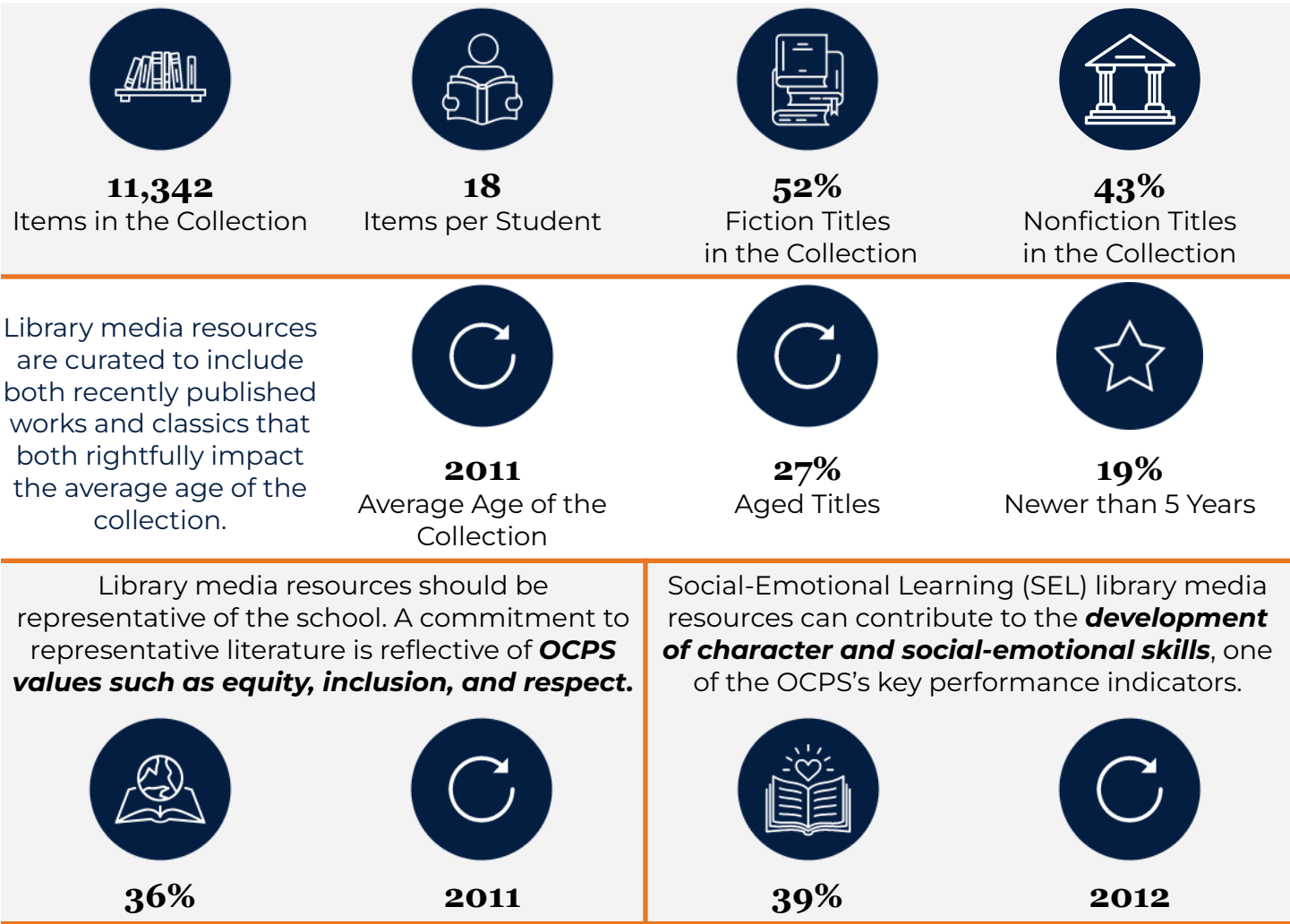
### Comparison between 2021-22 and 2022-23 Testing Data

(adapted from <https://www.fldoe.org/accountability/assessments/k-12-student-assessment/results/2023.stml>)

In 2023, the state transitioned from Florida Standards Assessments (FSA) to Florida Assessment of Student Thinking (FAST) for English Language Arts (ELA) and Mathematics. The 2022-23 for FAST and Benchmarks for Excellent Student Thinking (B.E.S.T.) End-of-Course (EOC) assessments are based on **provisional** achievement level cuts that are linked to each assessment's respective 2021-22 reporting scale. Comparisons should not be made between the 2023 data and previous years' data. The implementation of FAST K-2 in the 2022-23 school year was the first administration of statewide assessments for students in grades K-2. These assessments include Star Early Literacy Proficiency, Star Reading Proficiency, and Star Math Proficiency.

## Collection Analysis

The collection is developed for and influenced by students, their interests, academic needs and alignment to the curriculum. The data below is a snapshot of the collection based on a Titlewise Analysis from July 2023. Purchasing or weeding after that time is not reflected in this data.



Representative Titles in Collection	Representative Titles Average Age	SEL Titles in Collection	SEL Titles	Average Age
--	--------------------------------------	--------------------------	------------	-------------

Library media resources are distributed across the ***Lexile reading level ranges*** noted below.



<b>72</b>	<b>335</b>	<b>1145</b>	<b>3338</b>	<b>2301</b>	<b>717</b>	<b>2</b>
BR-199	200-349	350-499	500-674	675-909	910-1299	1300+
Lexile Items	Lexile Items	Lexile Items	Lexile Items	Lexile Items	Lexile Items	Lexile Items

## Collection Analysis by Category

The information collected in this section provides a detailed look at the current library collection by classification and genre. The information was gathered from Follett Destiny, the library management system, and Titlewave, the vendor's ordering and analysis tool.

Section	# of Titles	Average Age
Computer Science, Information & General Works	49	2013
Philosophy & Psychology	61	2011
Religion	12	2006
Social Sciences	640	2007
Language	183	2010
Science	1301	2010
Technology	430	2011
Arts & Recreation	438	2011
Literature	251	2004
History & Geography	543	2009
Biography	538	2014
Easy	3066	2010
General Fiction	2850	2013
Graphic Novels	188	2015

### Notes

- Average age should be 2015.

- Priority weeding and ordering should focus on Literature, Religion, and Social Sciences.
- Based on the number of available titles listed for our subgroups, the percentage of titles in the collection may be misleading because they could be listed under discrimination, diverse families, folklore, racial discrimination and people & places. However attention should still be made to this area when adding to the collection.
- Easy & Fiction are the most circulated books in the collection and below the acceptable average age so weeding should focus on these sections as well as purchases.

# Representation Analysis

Enrollment & Demographic Data					
648 2023-24 Student Enrollment as of September 7, 2023	Subgroups		Federal Ethnicity		
	28% ELL	21% ESE	60% Hispanic	40% Non-Hispanic	
Federal Race Category					
68% White	14% Black	0% Native	11% Asian	1% Pacific	5% Multicultural

To deepen focus on strategic collection development, specific sections of the collection were analyzed in detail to determine whether the media center collection reflects and represents various points of view and experiences. The goal is to provide a balanced collection that can be both a mirror, to reflect a reader's experience, and a window, so readers can experience different viewpoints.

## Results

Based on the available school data of John Young ES in comparison to Collection Analysis results, it was found that:

Student Representation	% of Students	Total # of Titles	Total % of Titles	Avg. Age of Titles
Hispanic	60%	130	1%	2015
Black	14%	494	4%	2013
Asian	11%	157	1%	2014

- Based on the number of available titles listed for our subgroups, the percentage of titles and average age in the collection may be misleading because other titles could be listed under discrimination, diverse families, folklore, racial discrimination and people & places.

## Strategic Focus

This page lists the priorities for selection and weeding for each school year and includes the action, updates, and outcomes. This is subject to change due to funding and time constraints.



School Year	Strategic Focus
<b>2023-2024</b>	<b>Selection Priorities</b> <ul style="list-style-type: none"> <li>• Priority 1-Purchase new Sunshine State Young Reader Award titles.</li> <li>• Priority 2-New series based on student interests.</li> <li>• Priority 3-New titles by Hispanic authors and characters to reflect our school population.</li> <li>• Priority 4-New titles for Religions represented by John Young ES students, Social science and literature.</li> </ul>
	<b>Weeding Priorities</b> <ul style="list-style-type: none"> <li>• Priority 1-Fiction</li> <li>• Priority 2-Easy</li> <li>• Priority 3-Religion, Literature and Social Sciences</li> </ul>
<b>2024-2025</b>	<b>Selection Priorities</b> <ul style="list-style-type: none"> <li>• Priority 1-Purchase new Sunshine State Young Reader Award titles.</li> <li>• Priority 2-New series based on student interests.</li> <li>• Priority 3-New title in Science, History &amp; Geography and Language</li> </ul>
	<b>Weeding Priorities</b> <ul style="list-style-type: none"> <li>• Priority 1-Science</li> <li>• Priority 2-History &amp; Geography</li> <li>• Priority 3-Language</li> </ul>

## Budget and Purchasing Plan

This page outlines the current budget available and specifically lists the priorities for this school year (2023-2024).

### ***Annual Budget 2023-2024***

<b>State Funds</b>	
<b><i>Source</i></b>	<b><i>Amount</i></b>
State (1001111000)	\$3,476.62
<b>Internal Accounts</b>	
<b><i>Source</i></b>	<b><i>Amount</i></b>
Book Fair Profits	\$4,003.24
Scholastic Bucks	\$3140.92
Library Fines	\$1,335.20
Grants or Donations	
<b>TOTAL</b>	\$8479.36

### ***Purchasing Plan 2023-2024***





<b>Approximate Purchasing Plan</b>	
<b><i>Purpose</i></b>	<b><i>Amount</i></b>
Popular series, student & teacher requests from Scholastic	\$3,140.92
Work with vendors to choose books from our selection priorities	\$5,338.44
<b>TOTAL</b>	8479.36

## Year-to-Year Collection Change

The information below represents the year-to-year change within the library media center collection from the 2022-23 to 2023-24 school year. The 2022-23 data is based on a collection analysis from June 2022, while the 2023-24 is based on a collection analysis from July 2023.

### Data Reflection

- The average age of the collection increased from 2010 to 2011.
- The number of items per student increased from 17 to 18 per student.
- Representative Titles in the collection increased by 1%.

2022-23 Purchased and Weeded Materials		
Materials Added to the Collection	<b>502</b>	Materials Weeded from the Collection
		<b>530</b>
Category	2022-23	2023-24
 <b>Items in the Collection</b>	11303	11,342
 <b>Items per Student</b>	17	18
 <b>Average Age of Collection</b>	2010	2011
 <b>Representative Titles in the Collection</b>	35%	36%







# John Young ES Collection Development Plan 2023-2024

Final Audit Report

2023-10-09

Created:	2023-10-04
By:	Kathleen Lopas (kathleen.lopas@ocps.net)
Status:	Signed
Transaction ID:	CBJCHBCAABAAv6xLqZO4rMarZ7ow6la1TChOK3_9UkWV

## "John Young ES Collection Development Plan 2023-2024" History

-  Document created by Kathleen Lopas (kathleen.lopas@ocps.net)  
2023-10-04 - 6:41:50 PM GMT- IP address: 168.184.83.214
-  Document e-signed by Kathleen Lopas (kathleen.lopas@ocps.net)  
Signature Date: 2023-10-04 - 6:43:22 PM GMT - Time Source: server- IP address: 168.184.83.214
-  Document emailed to Alma Santana (alma.santana@ocps.net) for signature  
2023-10-04 - 6:43:24 PM GMT
-  Email viewed by Alma Santana (alma.santana@ocps.net)  
2023-10-05 - 11:16:37 AM GMT- IP address: 104.28.33.3
-  Document e-signed by Alma Santana (alma.santana@ocps.net)  
Signature Date: 2023-10-09 - 1:22:01 PM GMT - Time Source: server- IP address: 168.184.83.120
-  Agreement completed.  
2023-10-09 - 1:22:01 PM GMT